

8 7 6 5 4 3 2 1

F F

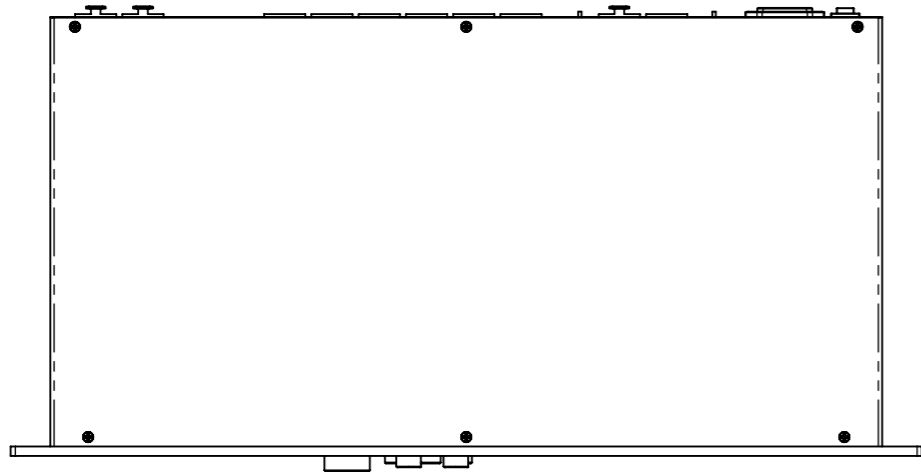
E E

D D

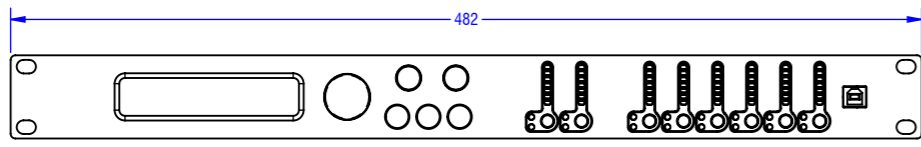
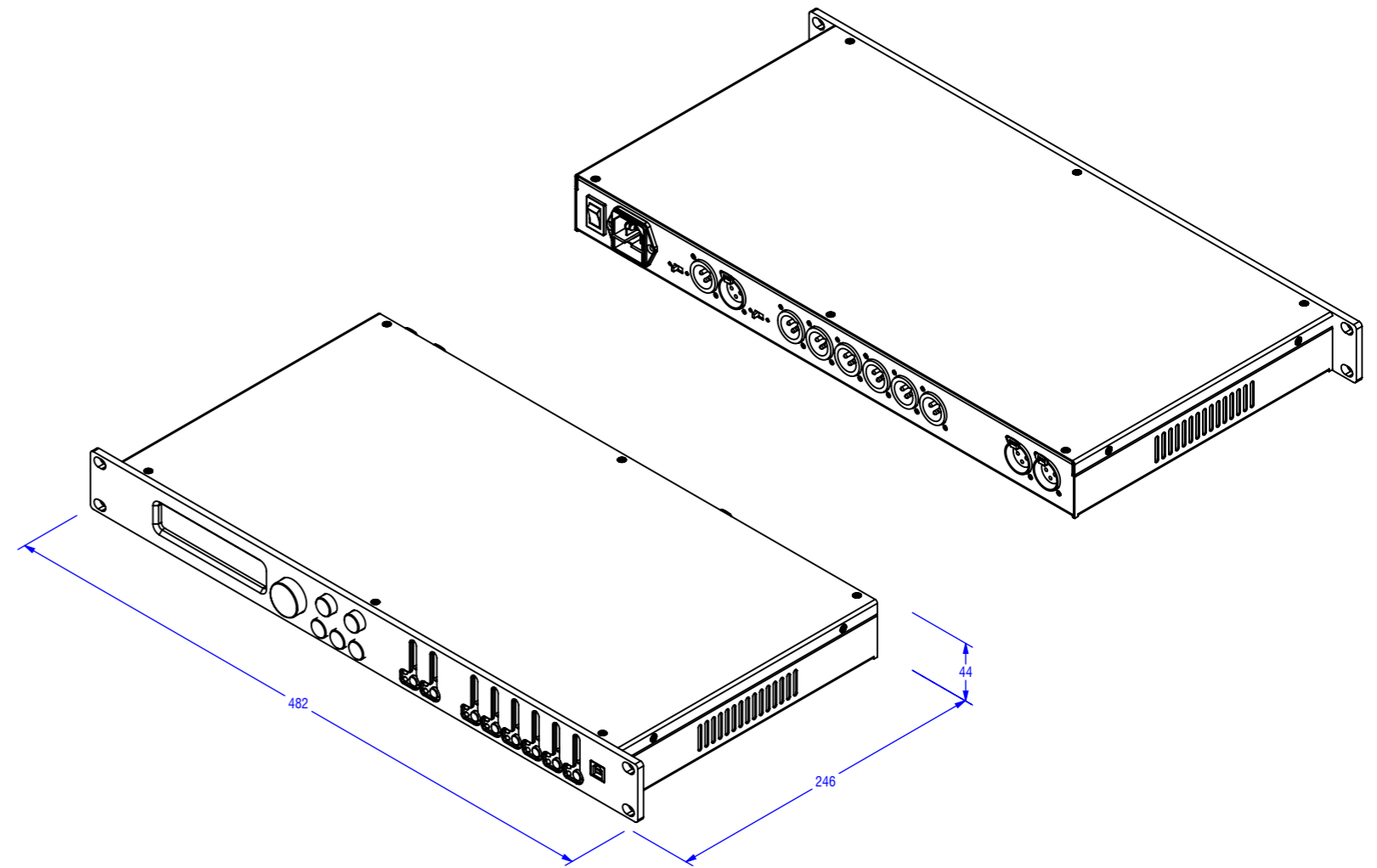
C C

B B

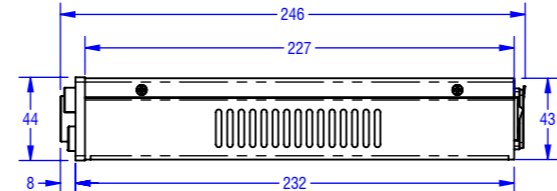
A A



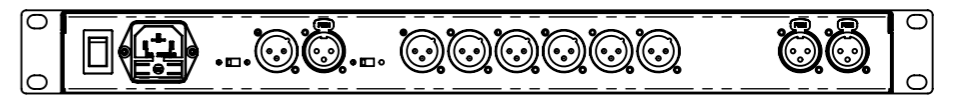
TOP



FRONT



RIGHT



REAR

REVISIONS			
REV.	DESCRIPTION	DATE	APPROVED
8	7	6	



DESCRIPTION:
FULL ASSEMBLY

STATE:
RELEASED

UNLESS OTHERWISE STATED:
 ALL DIMENSIONS ARE IN MILLIMETERS (mm)
 LINEAR TOLERANCE ± 0.5 ANGULAR TOLERANCE $\pm 1.0^\circ$

PROJECT TITLE:
SP26

REFER TO 3D MODEL FOR FULL DIMENSIONAL DATA

THIS DRAWING REMAINS THE PROPERTY OF HH ELECTRONICS LIMITED.
 THIS DRAWING, HARD COPY OR DIGITAL, AND ANY ATTACHMENTS ARE
 CONFIDENTIAL, LEGALLY PRIVILEGED AND PROTECTED BY COPYRIGHT.

DWG NO.
MCA015857

DATE:
16/08/2022

SCALE:
1:4

REVISION:
1

RELEASED BY:
TBTB

SHEET SIZE:
A3

SHEET:
1/1

8 7 6 5 4 3 2 1